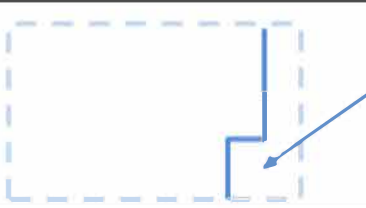
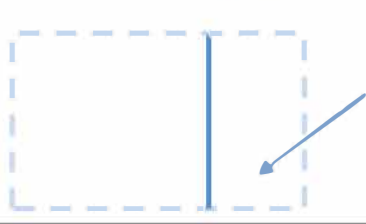

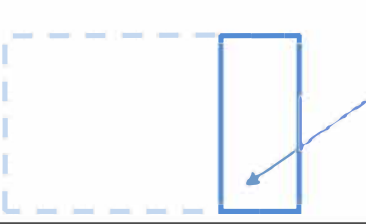



Accessory Dwelling Units and Junior Accessory Dwelling Units

<p>Junior Accessory Dwelling Unit</p>		<ul style="list-style-type: none"> • 500 SF max • uses existing bedroom • efficiency kitchen 	<p>No Capacity Fee</p> <p>No Annual Sewer Service Charge</p>
<p>Attached Accessory Dwelling Unit WITHIN existing space</p>		<ul style="list-style-type: none"> • 1,200 SF max • not more than 50% of total area 	<p>No Capacity Fee</p> <p>Pays Annual Sewer Service Charge</p>
<p>Detached Accessory Dwelling Unit WITHIN existing accessory structure</p>		<ul style="list-style-type: none"> • 1,200 SF max 	<p>No Capacity Fee</p> <p>Pays Annual Sewer Service Charge</p>
<p>Attached Accessory Dwelling Unit NOT WITHIN existing space</p>		<ul style="list-style-type: none"> • 1,200 SF max • not more than 50% of total area 	<p>Pays Proportionate Capacity Fee</p> <p>Pays Annual Sewer Service Charge</p>
<p>Detached Accessory Dwelling Unit NOT WITHIN existing accessory structure</p>		<ul style="list-style-type: none"> • 1,200 SF max 	<p>Pays Proportionate Capacity Fee</p> <p>Pays Annual Sewer Service Charge</p>
<p>Greater than 1,200 SF</p>			<p>Pays Multi-family Capacity Fee</p> <p>Pays Annual Sewer Service Charge</p>